
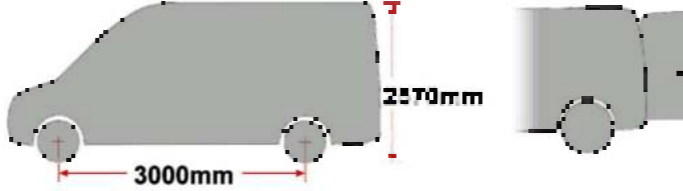
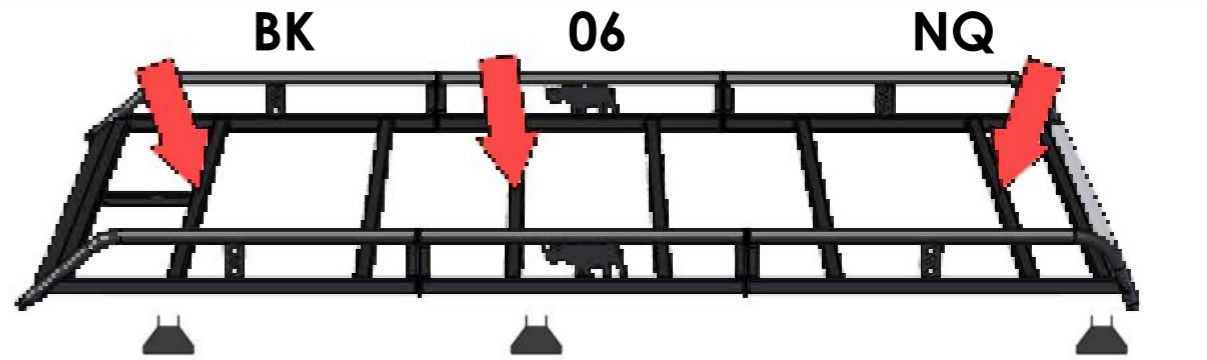

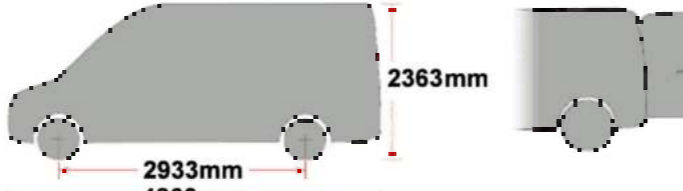
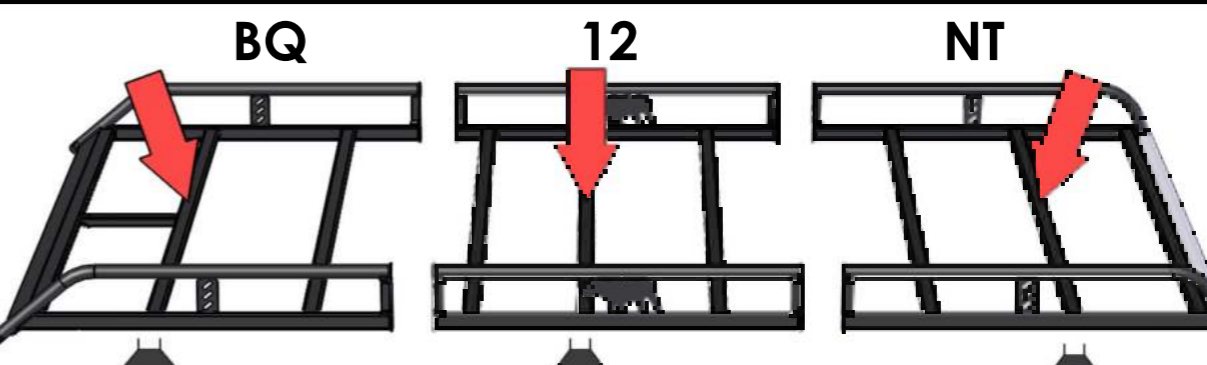

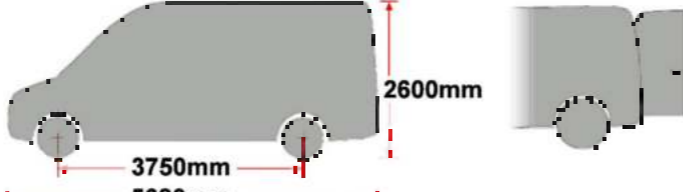
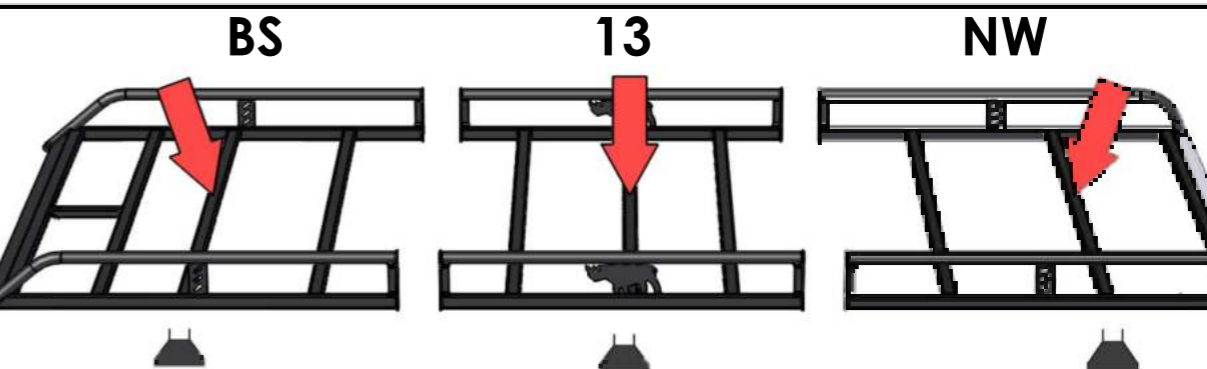


<p>EU/R 524</p>  <p>50kg + xx kg = Max. 150kg</p>	<p>OLD SPRINTER/LT 1996-2006 SWB, HIGH ROOF, TWIN DOORS</p>  <p>3000mm 2570mm</p>	 <p>BK 06 NQ</p>
---	--	---


<p>EU/R 529</p>  <p>56kg + xx kg = Max. 150kg</p>	<p>TRANSIT 2000- SWB, MED ROOF, TWIN DOORS</p>  <p>2933mm 4863mm 2363mm</p>	 <p>BQ 12 NT</p>
--	--	---

<p>EU/R 532</p>  <p>56kg + xx kg = Max. 150kg</p>	<p>TRANSIT 2000- MWB, HIGH ROOF, TWIN DOORS</p>  <p>3300mm 5230mm 2611mm</p>	 <p>BQ 12 NT</p>
---	---	---

<p>EU/R 534</p>  <p>61kg + xx kg = Max. 150kg</p>	<p>TRANSIT 2000- LWB, HIGH ROOF, TWIN DOORS</p>  <p>3750mm 5680mm 2600mm</p>	 <p>BS 13 NW</p>
---	---	---



MS011 x 6



MS161 x 6

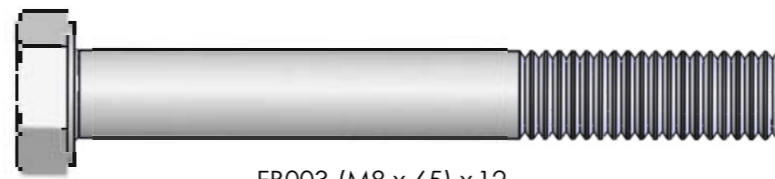


MS006 x12

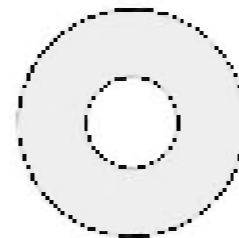


PS001-220 x 6

(1:1)



FB003 (M8 x 65) x 12



FW002 (M8) x 52




FN006 (M8) x 32




FS030 (M8 x 35) x 12



PS045 (M8) x 12



FS015 (M8 x 25) x 8



13mm x 2

